

An abstract graphic composed of three vertical bars and three horizontal bars. The vertical bars are black, grey, and light pink from left to right. The horizontal bars are red, orange, and light pink from top to bottom. The bars overlap in a grid-like fashion.

**ICCA
Statistics
Report**

ICCA Statistics Report

Your Selection

Report Scope: City

Destination(s): Bologna
Padova
Venice

Year range: 2005 - 2014

Subject(s): Medical Sciences
Technology
Science
Industry

ICCA Business Partners:



ibtm[®]world



ICCA Statistics

This tailor-made report is created with the ICCA Statistics Tool, available to ICCA members only in the My ICCA section. A public version of ICCA's annual statistics report is available on www.iccaworld.com. The 50-year advocacy report "A modern history of international association meetings: 1963-2012" can be downloaded from www.icca50.com.

Snapshot

Readers should note that this report is a "snapshot" of qualifying meetings in the ICCA Association Database as sampled in May 2015, and that future statistics may be amended as ICCA becomes aware of additional qualifying meetings.

Criteria

The ICCA Statistics Reports are based on the ICCA Association Database, which means the figures cover meetings organised by international associations which:

1. take place on a regular basis
2. rotate between a minimum of three countries
3. have at least 50 participants

ICCA's Association Database is designed as a sales and marketing resource for its members to target future international association meetings, which is why it does not include one-off meetings or those which do not move between locations.

Calculation average participant numbers

In order to make the analysis based on participant numbers as broad as possible, average participant numbers have been added where confirmed actual attendance data was lacking, based on a formula which gives more "weight" to recent meetings (future & past) compared to meetings which are "further away".

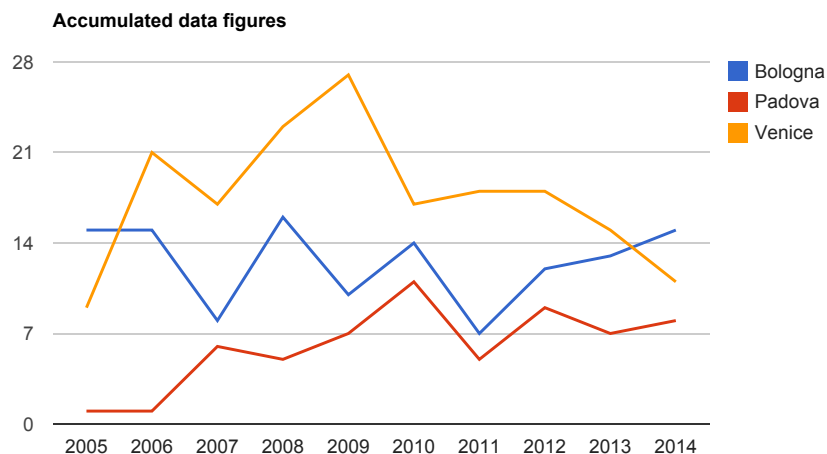
Data presentation

All data presented in the tables in this report is sorted by the data in the last column by default, displayed in bold font. In the tables the "standard competition ranking method", the most commonly used ranking method, is used. When a year range of more than 10 years is selected for this report the data is aggregated and displayed in 10 columns, in order to show the big trends. Note that you can run multiple reports to do detailed analyses.

Liability

ICCA makes every effort to ensure the accuracy of this material, but cannot be held liable for errors, misprints or out of date information in this publication. ICCA is not responsible for any conclusions drawn from this report.

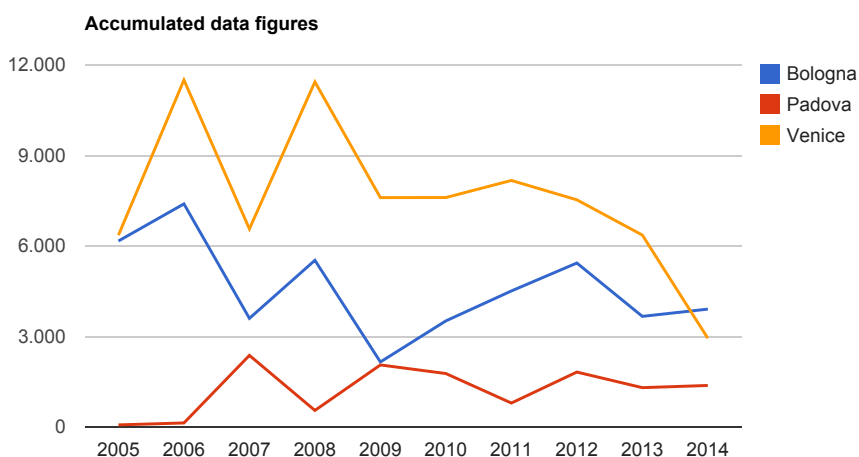
Number of meetings



City	2005	2006	2007	2008	2009	2010	2011	2012	2013	2014	Totals
Bologna	15	15	8	16	10	14	7	12	13	15	125
Venice	9	21	17	23	27	17	18	18	15	11	176
Padova	1	1	6	5	7	11	5	9	7	8	60
Totals	25	37	31	44	44	42	30	39	35	34	361

Estimated total number of participants

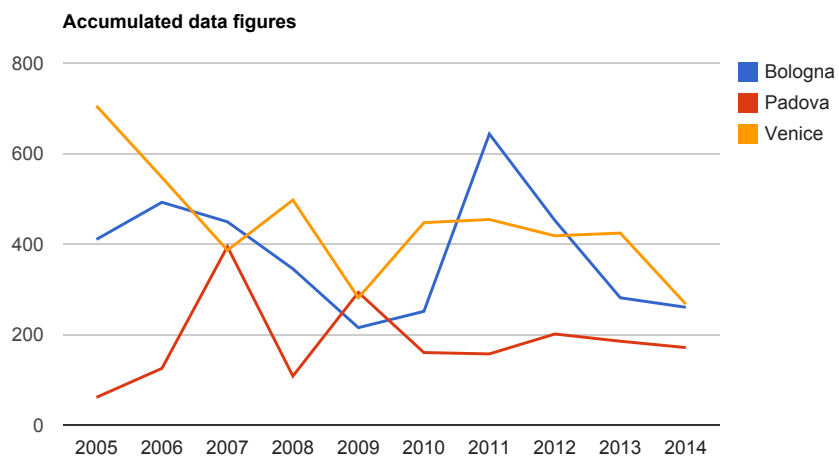
The estimated total number of participants to international meetings is calculated by multiplying the total number of meetings in a specific region, country or city with the average number of participants per meeting in the same region, country or city. This formula enables meetings where no accurate figures are known to be included in the estimated total.



City	2005	2006	2007	2008	2009	2010	2011	2012	2013	2014	Totals
Bologna	6,156	7,386	3,592	5,517	2,147	3,508	4,500	5,426	3,658	3,898	45,788
Venice	6,349	11,492	6,557	11,430	7,594	7,597	8,163	7,521	6,353	2,933	75,989
Padova	61	125	2,365	540	2,048	1,763	785	1,812	1,295	1,368	12,162
Totals	12,566	19,003	12,514	17,487	11,789	12,868	13,448	14,759	11,306	8,199	133,939

Average number of participants

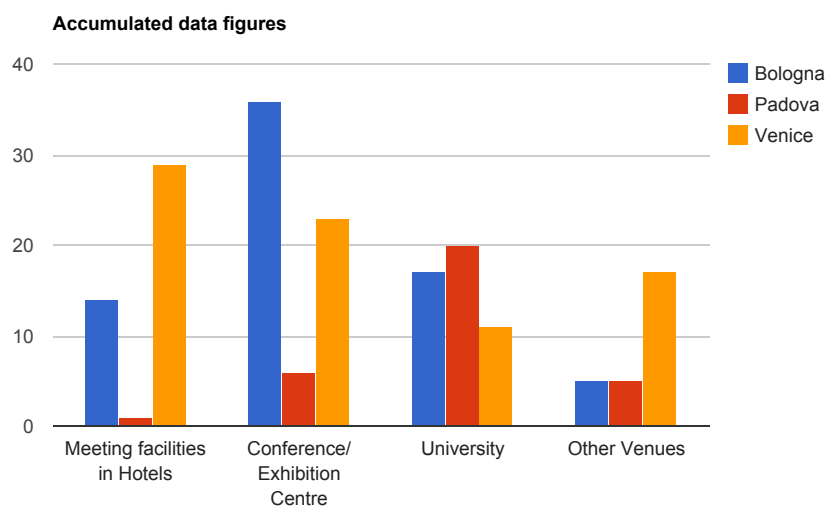
Only meetings of which the participant numbers are stored in the Association Database, including added averages, are included in these figures.



City	2005	2006	2007	2008	2009	2010	2011	2012	2013	2014	Totals
Venice	705	547	386	497	281	447	454	418	424	267	442
Bologna	410	492	449	345	215	251	643	452	281	260	380
Padova	61	125	394	108	293	160	157	201	185	171	186

Congress venues used

Included in these figures are only international association meetings stored in the database of which the type of congress venue that was used is known to ICCA.



Congress venues used	City	2005	2006	2007	2008	2009	2010	2011	2012	2013	2014	Totals
Meeting facilities in Hotels	Bologna	-	1	-	3	1	-	-	-	5	4	14
	Padova	-	-	-	-	1	-	-	-	-	-	1
	Venice	-	1	3	1	2	4	2	5	6	5	29
Conference/Exhibition Centre	Bologna	6	2	2	4	2	3	4	6	5	2	36
	Padova	-	-	-	-	-	1	-	3	1	1	6
	Venice	-	4	3	2	1	2	1	6	3	1	23
University	Bologna	1	3	-	5	2	1	1	1	2	1	17
	Padova	1	-	2	1	-	1	3	6	3	3	20
	Venice	-	-	2	1	1	-	1	2	-	4	11
Other Venues	Bologna	-	-	-	2	-	-	-	-	2	1	5
	Padova	-	-	-	-	1	2	-	1	-	1	5
	Venice	1	3	-	1	2	1	2	3	1	3	17
Totals	Bologna	7	6	2	14	5	4	5	7	14	8	72
Totals	Padova	1		2	1	2	4	3	10	4	5	32
Totals	Venice	1	8	8	5	6	7	6	16	10	13	80

www.iccaworld.com



ICCA Head Office

Alpha Tower
De Entree 57
1101 BH Amsterdam
The Netherlands

Phone
+31 20 398 1919
Fax
+31 20 699 0781
Email icca@icca.nl
Website
www.iccaworld.com

Direct phone
numbers:
Events
+31 20 398 1910
Marketing
+31 20 398 1963
Membership
+31 20 398 1904

ICCA Asia Pacific
Regional Office
Global Research
Centre

Suite 7.03,
PJ Tower
Amcorp Trade Centre
18 Persiaran Barat,
46050 Petaling Jaya,
Selangor
Malaysia

Phone
+60 3 7955 3343
Fax
+60 3 7955 3348
Email
asiapacific@icca.nl

ICCA Latin American
Regional Office

Plaza Independencia
759
Oficina 856
UY 11100
Montevideo
Uruguay

Phone
+598 2 901 1807
Fax
+598 2 901 1807
Email latino@icca.nl

ICCA North American
Regional Office

Box 6833
Freehold, New Jersey
07728-6833
U.S.A.

Phone
+1 732 851 6603
Fax
+1 732 851 6584
Email
n.america@icca.nl

ICCA African
Regional Office

P.O. Box 4957
Atlasville 1465
South Africa

Phone
+27 72 273 7230
Fax
+27 86 684 6363
Email
africa@icca.nl

ICCA Middle East
Regional Office

P.O. Box 73477
Office 1005
Al Warsan Bldg.
Tecom, Hessa St.
Al Barsha
Dubai
United Arab Emirates

Phone
+ 971 4 446 7509
Fax
+ 971 4 427 9731
Email
middle.east@icca.nl